

ENVIROCUBE CAB 5,331 - 50,000 litres



The EnviroCube offers superior security and versatility for stationary fuelling applications. Featuring a full height lockable cabinet and secure hose access, these bulk storage units are your solution for long term construction projects and plant yards.

EnviroCube storage containers can enable bulk fuel purchases which activate cost savings for your business. With a 110% bunded design that complies to BS799-5 and MSBFS2018:3 ensures an environmentally safe solution for bulk fuel storage.

FEATURES

ACCESS HATCH

Access hatch for easy maintenance and access to the inner tank.

SHUTTER ACCESS DOOR

High security locking system to protect your liquid assets.

PUMP CABINET

Extended depth pump cabinet, 600mm depth for easy install of pumps and accessories.

LIFTING EYES

Lifting eyes for easy handling (empty only) and positioning on site.

110% BUNDED

The tank is 110% bunded.
Environmentally safe outer tank can hold all contents from the inner tank.





IDEAL USES AND APPLICATIONS

STANDBY POWER APPLICATIONS

The EnviroCube Cab tanks are ideal for large projects that require generator power installations or other standby applications.




BULK FUEL STORAGE



This product range can be used to refuel vehicles, construction machinery and agricultural equipment efficiently. Ideal for large equipment fleets that require constant fuel storage on site - allowing significant cost savings with purchasing of fuel.

FUEL MANAGEMENT STATION

For fleet refuelling or dispensing fuel for sale, tanks can be fitted to become complete fuel management systems (track and control fuel levels ensuring efficient fuel safety and accountability). Fuel stations provide one fuelling point on site reducing risk of spills and unnecessary tanker movements.

MODELS AND CAPABILITIES

SPECIFICATIONS	ENV05 	ENV10 	ENV20 
Capacity (Nominal/ Safe fill (95%))	5,331/5,064 litres	10,000/9,500 litres	20,000/19,000 litres
Dimensions (L x W x H)	3,059 x 1,150 x 2,589mm	3,133 x 2,340 x 2,578mm	5,225 x 2,340 x 2,582mm
Weight (empty)	1,445kg	2,845kg	4,071kg

SPECIFICATIONS	ENV30 	ENV40 
Capacity (Nominal)	30,000/ 28,500 litres	40,000/ 38,000 litres
Dimensions (L x W x H)	7,325 x 2,340 x 2,567mm	9,364 x 2,340 x 2,573mm
Weight (empty)	5,304kg	6,542kg
Design Approvals	BS799-5, Optional MSBFS2018:3	